


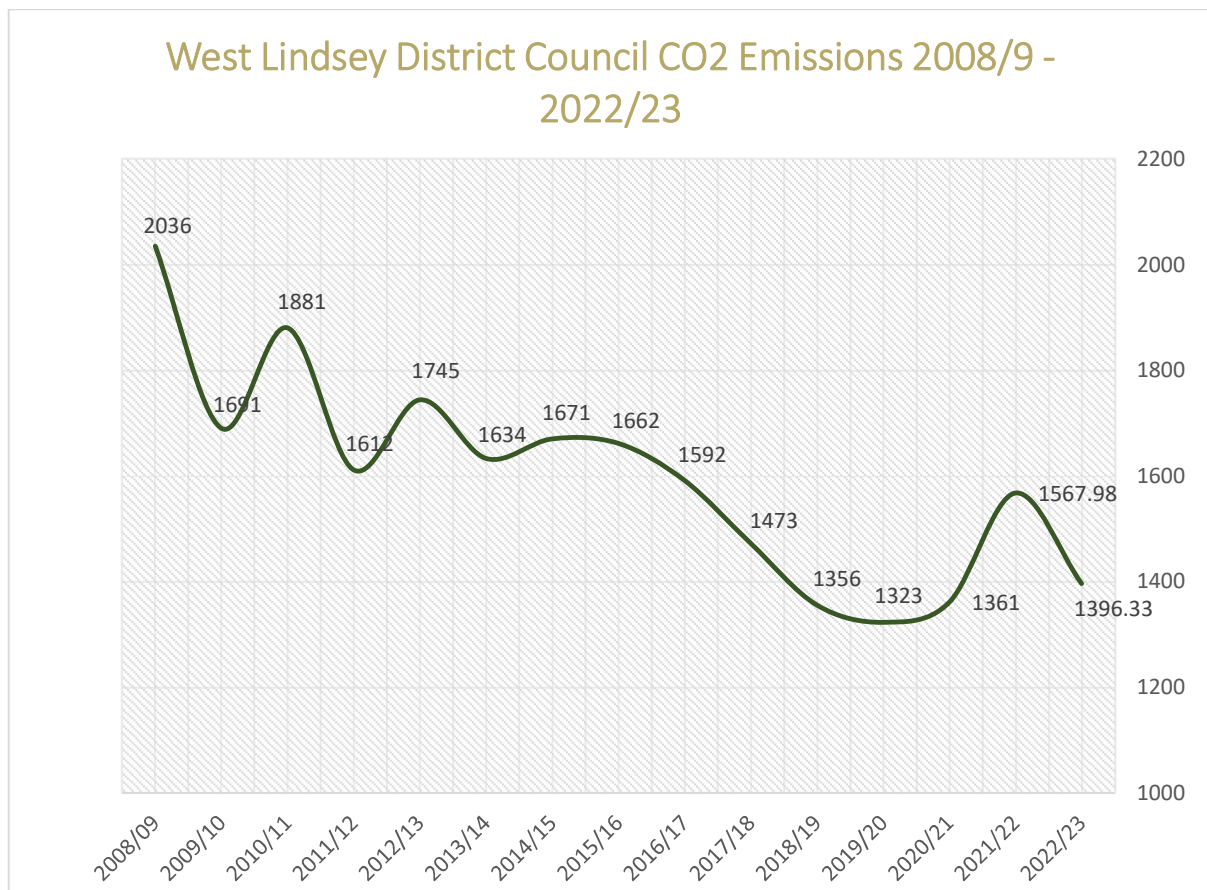
Greenhouse Gas (GHG) Emissions Report 2022/2023



Overview

This year as an extra report a smaller, more concise emissions report will be published alongside the larger more in-depth Greenhouse Gas Emissions report to give a more reader friendly and concise overview of the current state of emissions at West Lindsey District Council. This report will be broken down into 2 main areas being Buildings and Vehicles, these will then be broken down into 3 subcategories with some commentary to accompany the figures.

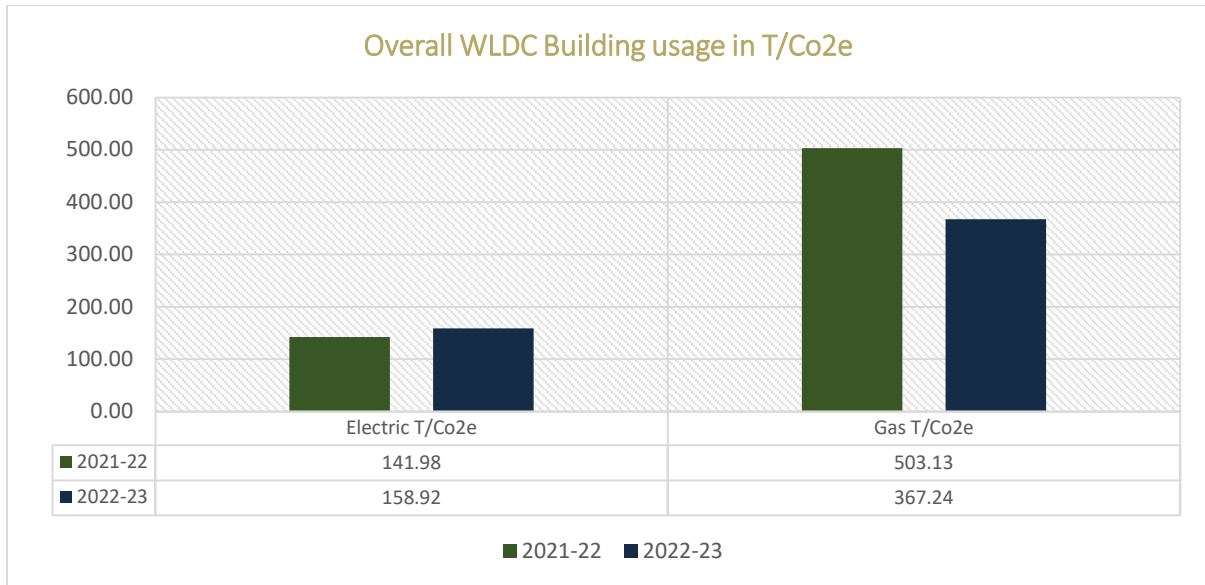
This year we have seen our CO₂e emissions decreased by 171.61T to 1396.36T/Co₂e if our green tariff REGOs are included, if the green tariff REGOs are taken away then the emissions decreased by 120.01T to give an overall of 1447.96 T/Co₂e.



This is a welcome decrease after last year's 236T increase in emissions, a large part of this decrease is linked to the lower usage of gas at the West Lindsey Leisure Centre which dropped by 571,787.70 kWh resulting in a 106T difference year on year. SLM have an energy reduction plan and have also taken measures to make sure that their plant is running efficiently, they monitor their consumption daily and have looked at base rates of usage when the building is normally closed to make sure that their energy usage out of hours isn't spiking up.

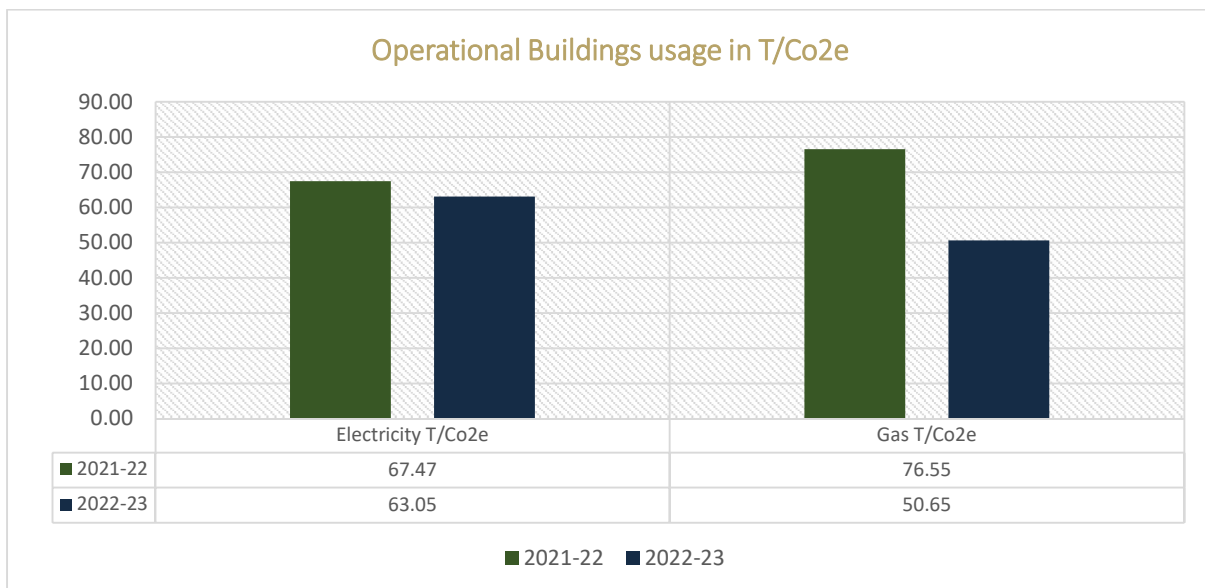
Buildings

Overall Building Usage



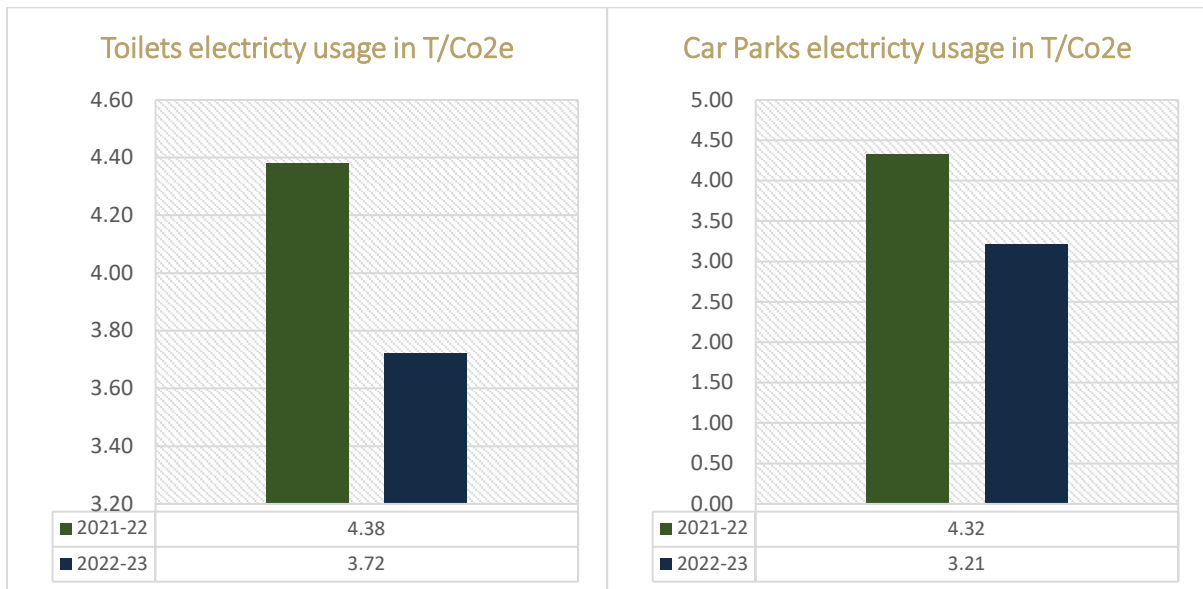
Year on year WLDC have seen a reduction in their overall carbon output across gas and electric, this can mainly be put down to the large reduction in gas usage at the leisure centre. When comparing the figures from 2021/22 to 2022/23 a consideration must be made that there was only 4 months of usage at the new Caenby Corner Depot before rolling into the new financial year which resulted in a 30,000 Kwh increase year on year.

Breakdown of overall buildings



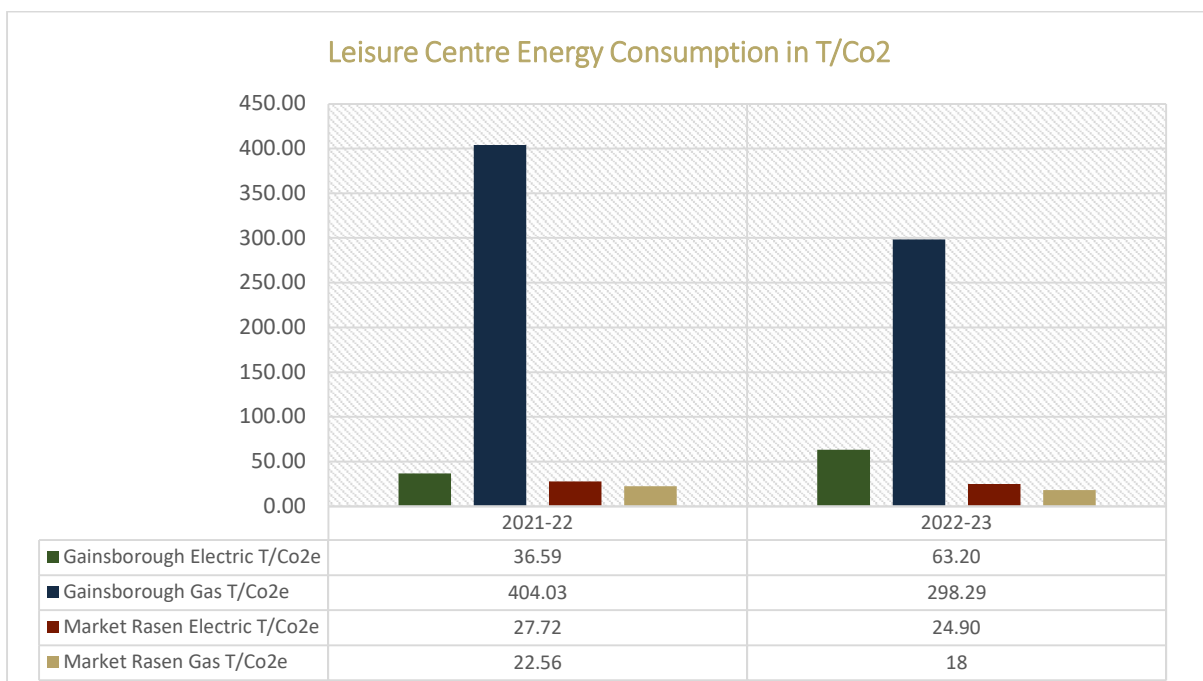
The above graph shows the operational buildings that West Lindsey District Council own and occupy. Overall, we have seen a decrease in carbon emissions by 30.32 tonnes. This is predominantly due to a reduce gas usage in the old depot at North Warren Road which is only being used on an occasional basis and the Trinity Arts Centre saw a decrease of 13 tonnes of gas usage.

Toilets and Carparks



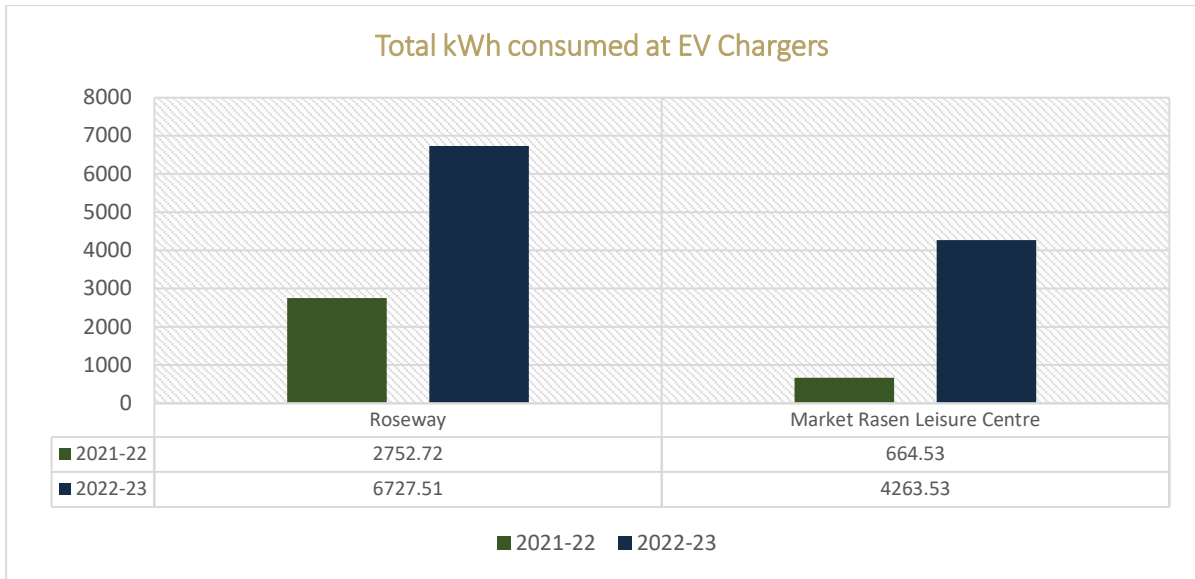
Across our publicly used assets we've also seen a decrease in carbon emissions, this is mainly due to the grid becoming 'greener' and the carbon intensity of electricity usage dropping.

Leisure Centres

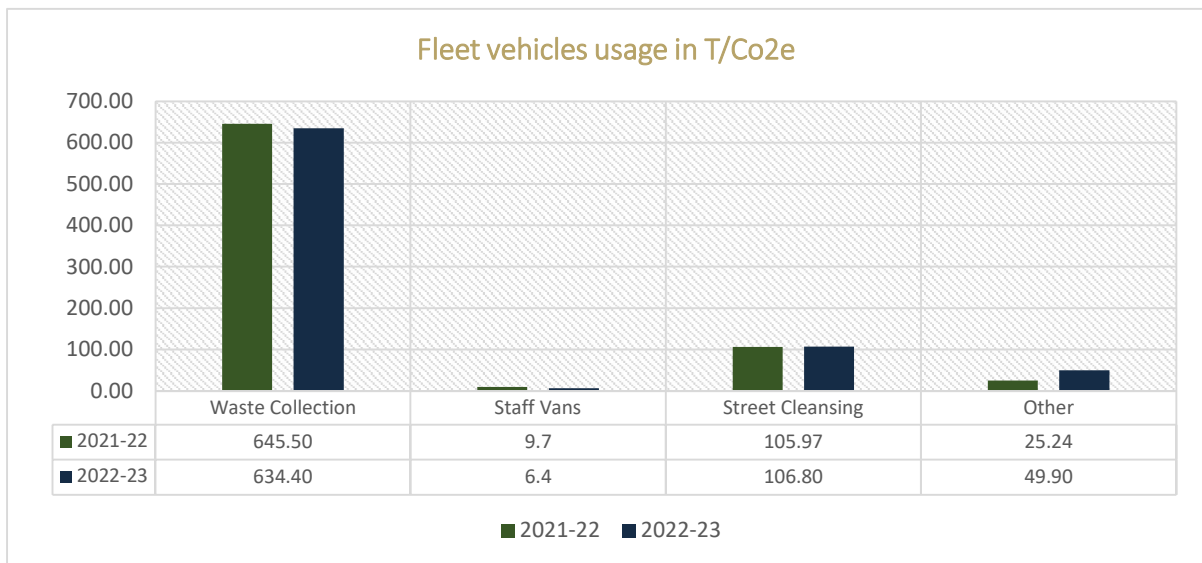


As mentioned in the introduction we've seen a large drop in gas usage at the Gainsborough Leisure Centre which resulted in a decrease in Co2 by 104 tonnes, once you take the rest of the emissions into consideration the two leisure centres have resulted in a total reduction of 86.2 tonnes year on year.

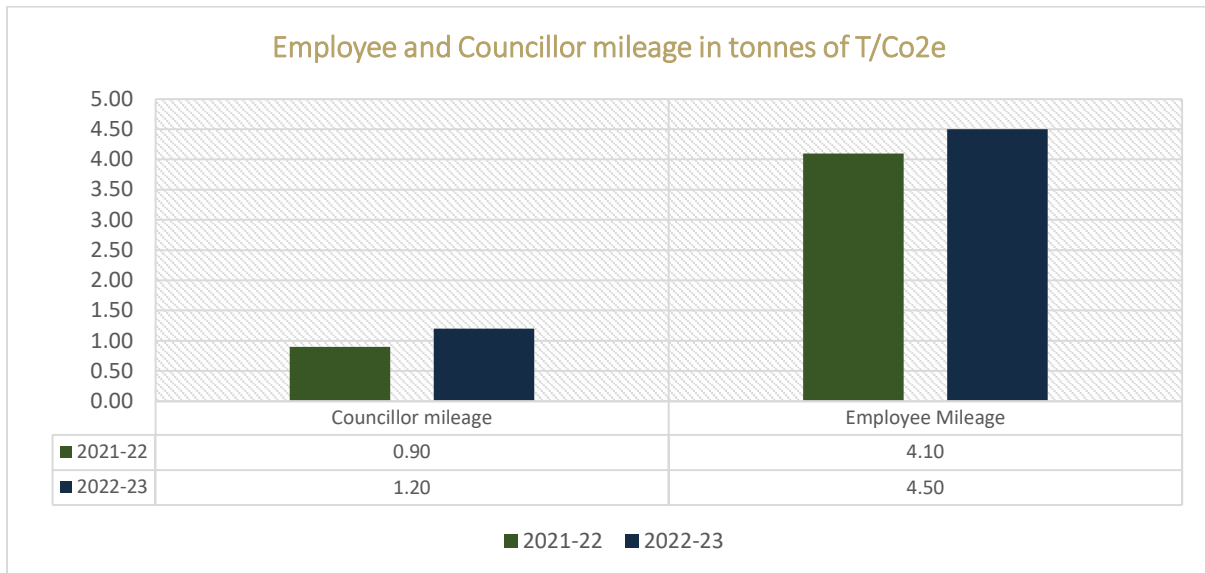
Vehicles



Across the district we have 2 sites that have EV charging stations, one at Roseway carpark in Gainsborough and another in Market Rasen Leisure Centre. As can be seen in the figures above the demand for such facilities has grown a measurable amount. Roseway usage has grown by 144% in the space of a year, Market Rasen has grown by 542% in the same time frame.



The West Lindsey District Council fleet of waste collection vehicles has dropped but that is countered by an increase in other areas of the fleet overall seeing an increase in carbon of 11.09 T/Co2e. In the graph above the 'other' section consist of internal usage in the form of 2 JCB's which are used for fly tipping management and yard work, any hire vehicles that are needed throughout the year, the civic vehicle and a van used by environmental enforcement.



Year on year employee and councillor mileage has increased slightly which was to be expected comparing it to a year where Covid restrictions were in place. We have seen an increase of 33% for councillor mileage and a 9.8% increase for employee mileage.

Definitions

- Co2e – Carbon Dioxide Equivalent
- T - Tonnes
- REGOs – Renewable Energy Guarantees of Origin
- kWh – Kilowatt hours
- EV – Electric Vehicle

Graph Breakdown

Operational Buildings:
 The Guildhall, North Warren Road, Trinity Arts Centre, Lea Fields Crematorium,
 Caenby Corner Operational Depot

Car parks and Toilets:
 Caistor Toilets, John Street Toilets, Roseway Toilets, Bridge Street Car Park,
 Roseway Carpark



**If you would like a copy of this
in large, clear print, audio,
Braille or in another language,
please telephone**

01427 676676

**Guildhall, Marshall's Yard
Gainsborough, Lincolnshire DN21 2NA
Tel: 01427 676676 Fax: 01427 675170
DX 27214 Gainsborough**

www.west-lindsey.gov.uk

